



STANDS




KY114CP




KY114



SU3012



GQ1044C



SWASTLK 4 TIERS DISPLAY RACK



GQ1040



SU3012D



HXSR123



DR/RZ



HXSR126




HXSR138B



GA676



DR5A4ARM



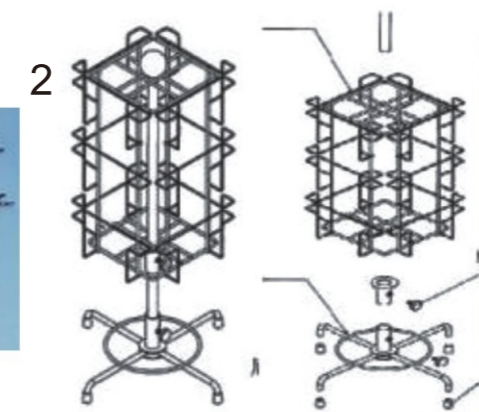
DR5A36




STANDS



CFORK



GQ1032-GA615



GQ1136/GA68



GQ1033



GQ1036-KY105



GQ1034S



GQ1032 GA615-3

BELT STAND



STANDS



STANDS





STANDS



GQ1034



DT/SR



KY133-1



GQ1136



DA2002



DA2003/DB151



MR02C



H22A 6"



GQ1043S



SR AC K



STANDS



SM022W
W:780 D:440 H:1360



SHZZ



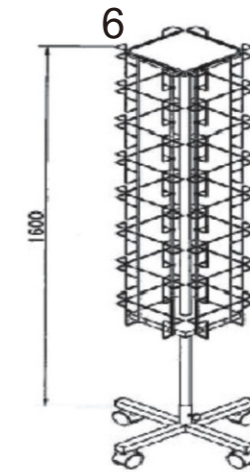
OT0700




OTG0049



GA001




3-035
W:450m/m
D:300m/m
H:1500m/m



GA556
w:600m/m
D:600m/m
H:1660m/m



SM11224 1.5FT



GQ1077 3FT



EF152
BASKET4 LEVEL STAND CIOROME



MR1



Mr2 for Knail polish



PROMOTIONAL DUMP



PROMOTIONAL DUMP





DP STAND CHROME PLATE



ARTHEMA STAND

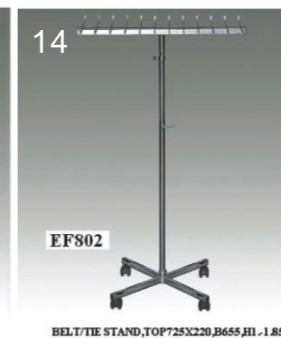
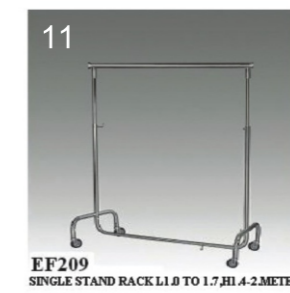
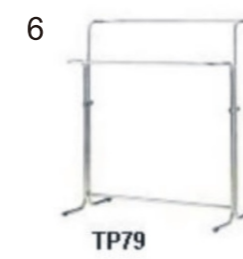
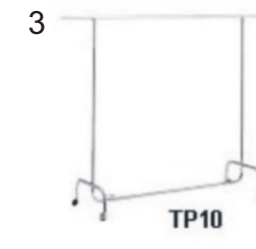
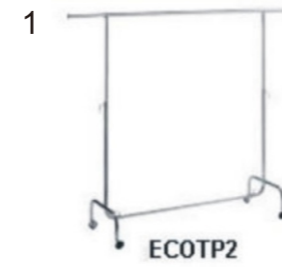





TABLE TOP STAND FOR TIE, EARRING, SCARF, HAT, SHOES



LARGE DISPLAY DUMP



1200*800*900mm
 The deep:400mm,the red square tube is powder coating, the mesh is chrome,without inside clapboard



1200*800*850mm
 The deep:600mm,with one inside vertical clapboard,all is inside vertical clapboard,all is chrome.



1200*800*850mm
 Deep 600 with one high inside vertical divider
 2 short divider
 with 3'pu wheel
 2swivel and 2 brake



POST

1 DA2034R
ROPE

2 LG-1(Φ320xH1000)
LG-2(Φ320xH910)

3 LG-3(Φ350xH885)
LG-4 board

4 Φ25 POST

5 LG-12(Φ360xH1060)

6 LG-14(L420xW320xH1300)
LG-15(L420xW320xH1440)

7 WALL MOUNT HEAD

8 LG-11(Φ320xH925)
LG-11B

9 ZSP-51
two sides arrow
indication-board

10 ZSP-63
indication-plane
protocol-board

11 LG11B(Φ320xH925)

12 LG-5
(Φ300xH910)



CONVEX MIRROR

1 GQ1089-60CM COVEX MIRROR

2 GC687 45CM CONVER MIRROR

3 CONV60-CONVEX WITH REFLECTIVE STRIP

4 GC687-75 CONVEX MIRROR
RECTANGLE 75X51

5 GE687-51-CONVEX MIRROR
RECTANGLE SHAPE 51X37

6 POLL MOUNTED
WALL MOUNTED

7 DOM120 - 360DEGREE

8 HALF DOM60-180DEGREE

9 HEAVY DUTY OUT DOOR AND INDOOR CONVEX MIRROR
KLC60, 80, 100, 120 - TWO IN ONE (WALL AND POLL MOUNTED)
QUARTER DOME -90 DEGREE

10 ACCESSOIRES FOR WALL MOUNTED MIRROR

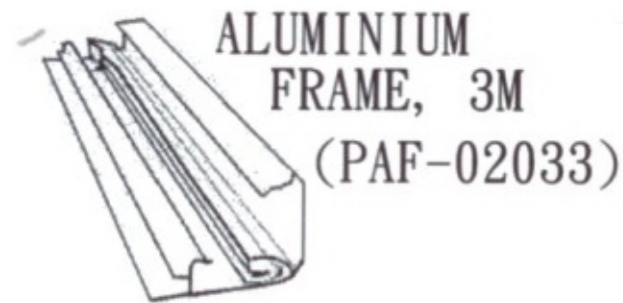
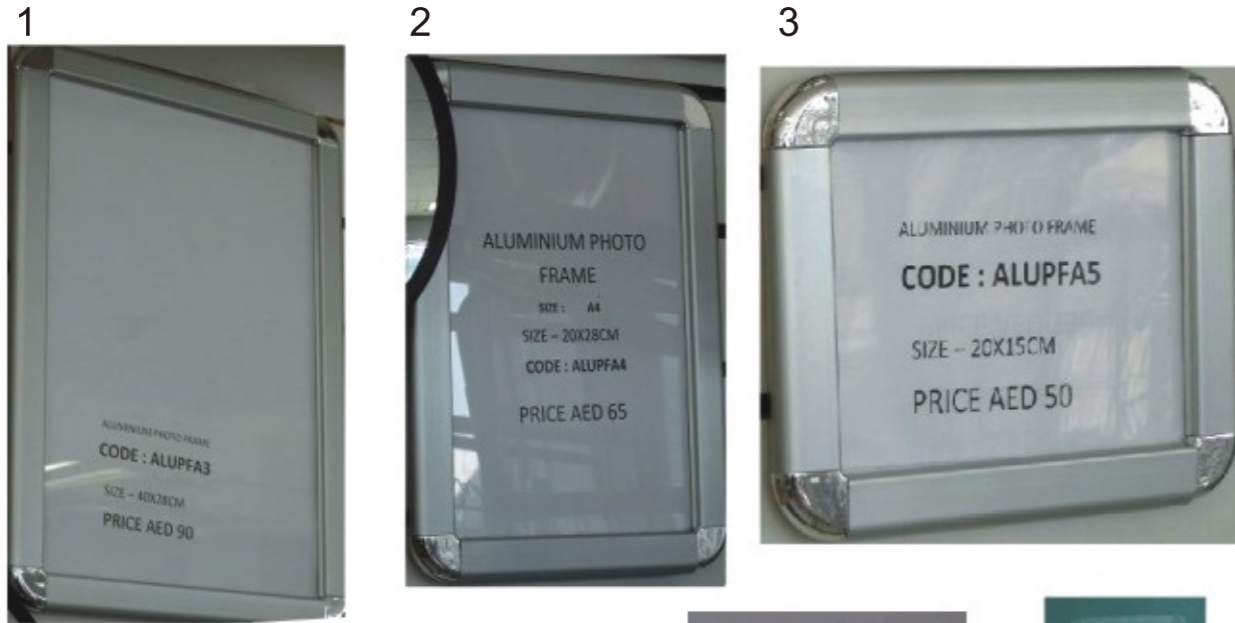
11 ACCSSORIES FOR POST MOUNTED MIRROR

12 SET OF A+B INSPECTION MIRROR


13 EXP AND ABLE BARRIER PLASTIC



SNAP FRAME



ACRYLIC





ACRYLIC



ACRYLIC STAND






SHOWCASE COUNTER



GD-240
W:680 D:540 H:1800




GD-240A
W:680 D:540 H:1800



FDA001



FDB007



40cm x 40cm x 58cm
FD-B015



GD-203
TOP:900(W)x500(D)x240(H)
DOWN:900(W)x400(D)x660(H)



GD-204
W:900 D:600 H:900



GD-710
W:1200 D:450 H:900



GD-022
W:900/1200/1500 D:450 H:900



GD-202
TOP:900(W)x500(D)x240(H)
DOWN:840(W)x400(D)x660(H)



GD-057
W:900/1200/1500 D:450 H:900



GD-199
TOP:900(W)x600(D)x240(H)
DOWN:700(W)x400(D)x660(H)



GD-197
W:900/1200/1500
D:450 H:900



GD-259 W:900 D:200 H:800







ALIAS BOUTIQUE SYSTEM



ALIAS SYSTEM

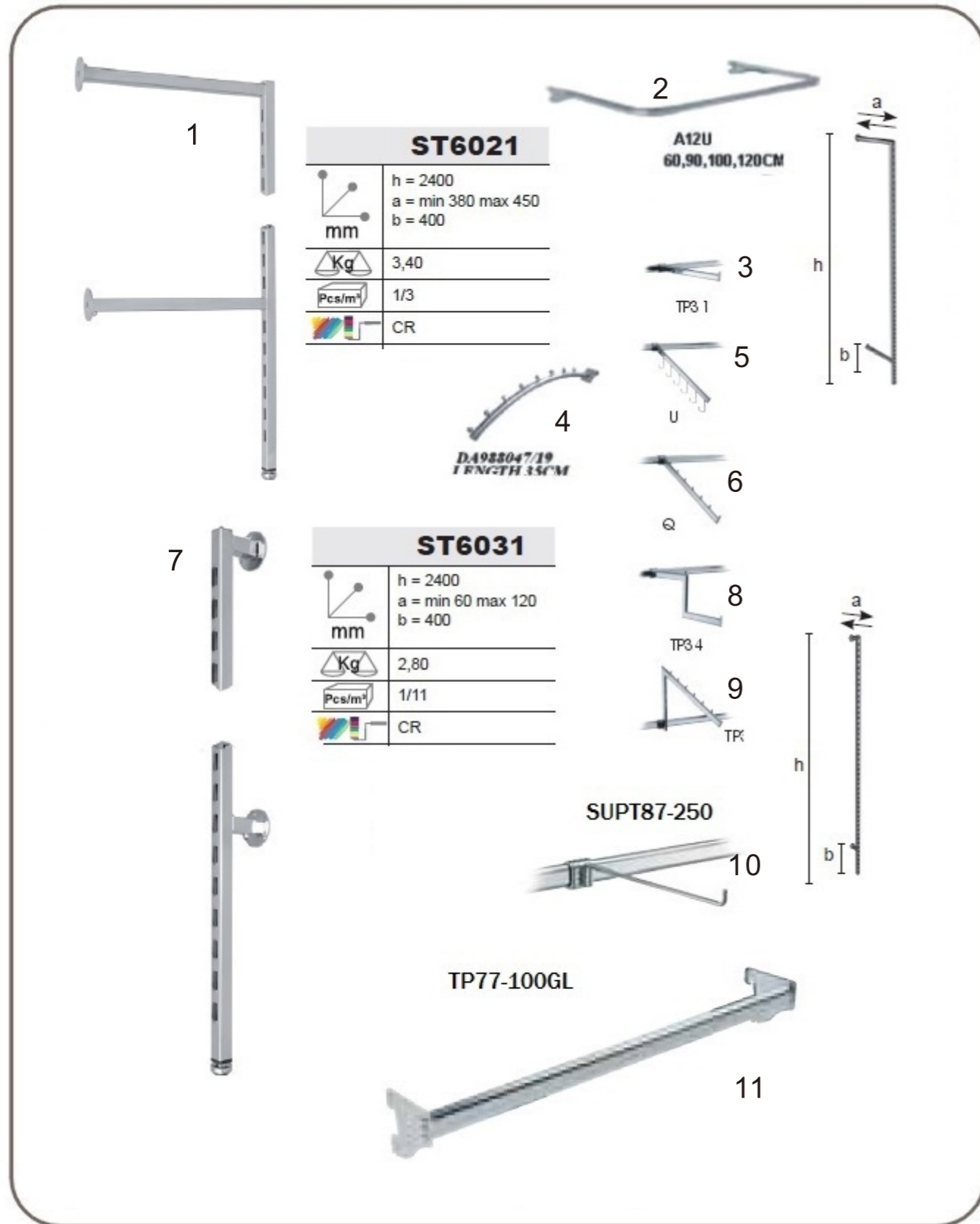


ALASGANDOLA





PAGANI PALI



ST6021

mm	h = 2400 a = min 380 max 450 b = 400
Kg	3,40
Pcs/m ²	1/3
Color	CR

A12U
60,90,100,120CM

DA988047/19
LENGTH 35CM

ST6031

mm	h = 2400 a = min 60 max 120 b = 400
Kg	2,80
Pcs/m ²	1/11
Color	CR


SUPT87-250

TP77-100GL

1, 2, 3, 4, 5, 6, 7, 8, 9, 10, 11



PAGINE PALI



ST6021SN

01ST6030

A12
25,30,35,40CM


DA988047/19
LENGTH 35CM

A12U
60,90,100,120CM

TP77
60,90,100,120CM

1, 2, 3, 4, 5, 6, 7, 8, 9

RH12-18
TP87
4,6,8,10,12,14,16
TP110





PAGINE PALI

	ST6010/D	ST6010/E
mm	a = 675 b = 625 h = 1500	a = 975 b = 925 h = 1500
Kg	12,00	12,50
Pcs/m ²	1/1,50	1/1,25
	CR	CR

	ST6010/G	ST6010/H
mm	a = 950 b = 625 h = 1500	a = 1250 b = 625 h = 1500
Kg	8,50	9,50
Pcs/m ²	1/1,70	1/1,50
	CR	CR

	ST6010/G	ST6010/H
mm	a = 950 b = 625 h = 1500	a = 1250 b = 625 h = 1500
Kg	8,50	9,50
Pcs/m ²	1/1,70	1/1,50
	CR	CR

1: Main frame assembly
 2: TP3 1
 3: U
 4: Q
 5: SUPT87-250
 6: TP3 4
 7: TP3 4
 8: TP3 4
 9: TP77-100GL
 10: Main frame assembly
 11: TP3 4



PAGANI PALI

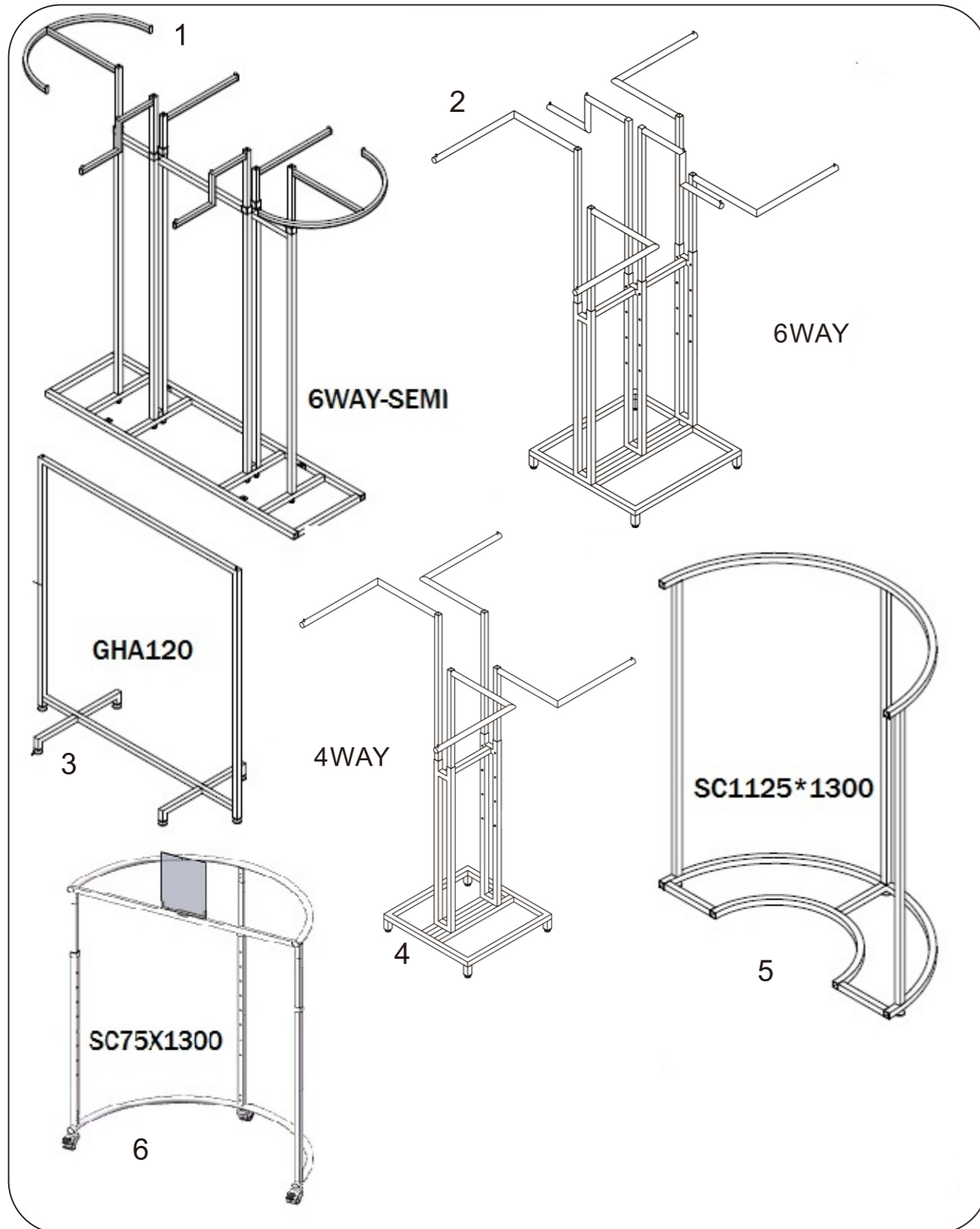
	2302
mm	h = 2395 p = 50 a = 20 b = 16 f = 200
Kg	19,20
Pcs/m ²	12
	CR V

	2402
mm	h = 2400 f = 800 f1 = 600

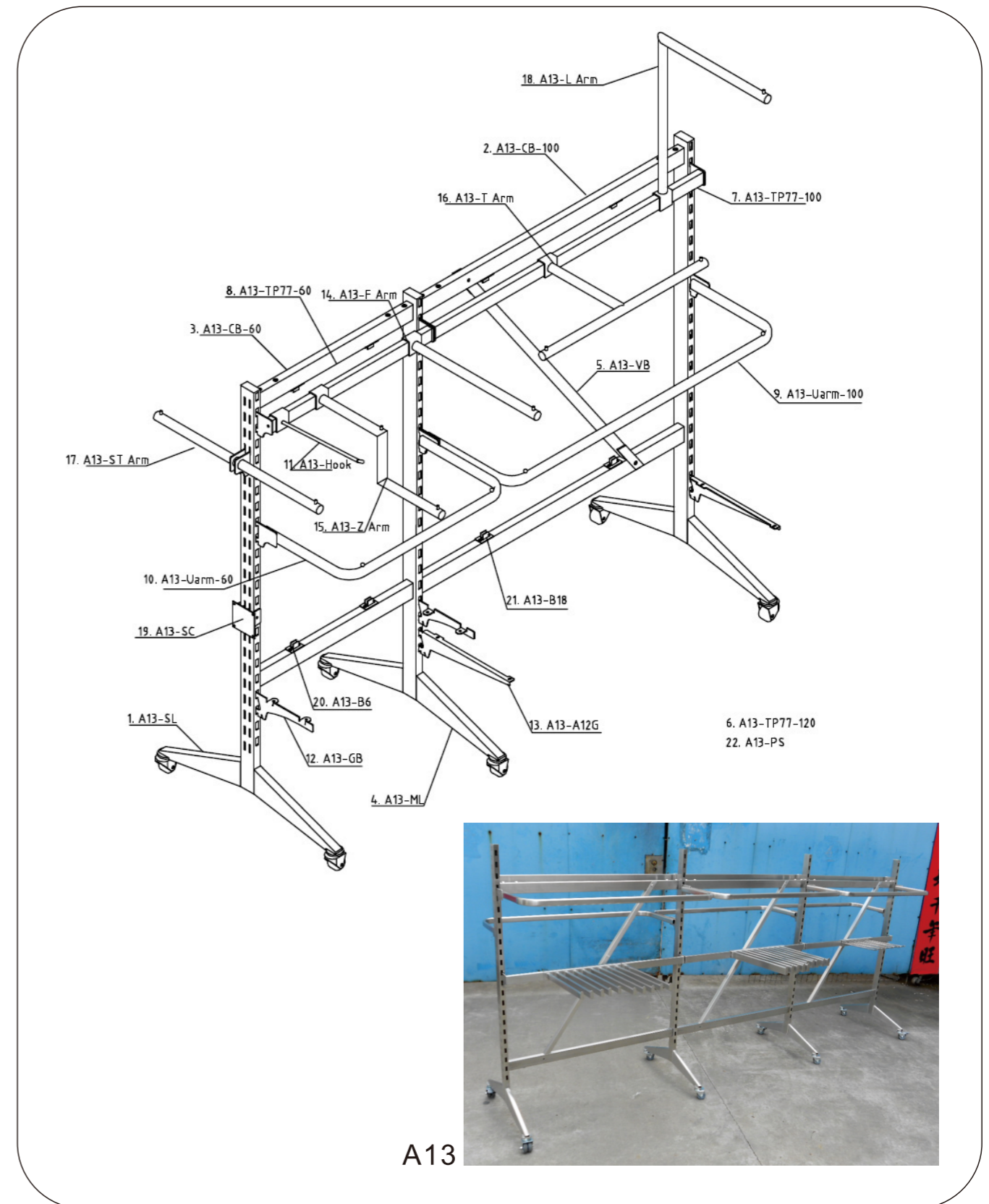
1: Main frame assembly
 2: TP3 1
 3: U
 4: TP3 4
 5: Q
 6: TP3 4
 7: SUPT87-250
 8: TP3 4
 9: Main frame assembly
 10: Main frame assembly
 11: TP3 4
 12: TP3 4
 13: TP3 4
 14: TP3 4
 15: TP3 4
 16: TP3 4
 17: TP3 4



STAINLESS STEEL STANDS

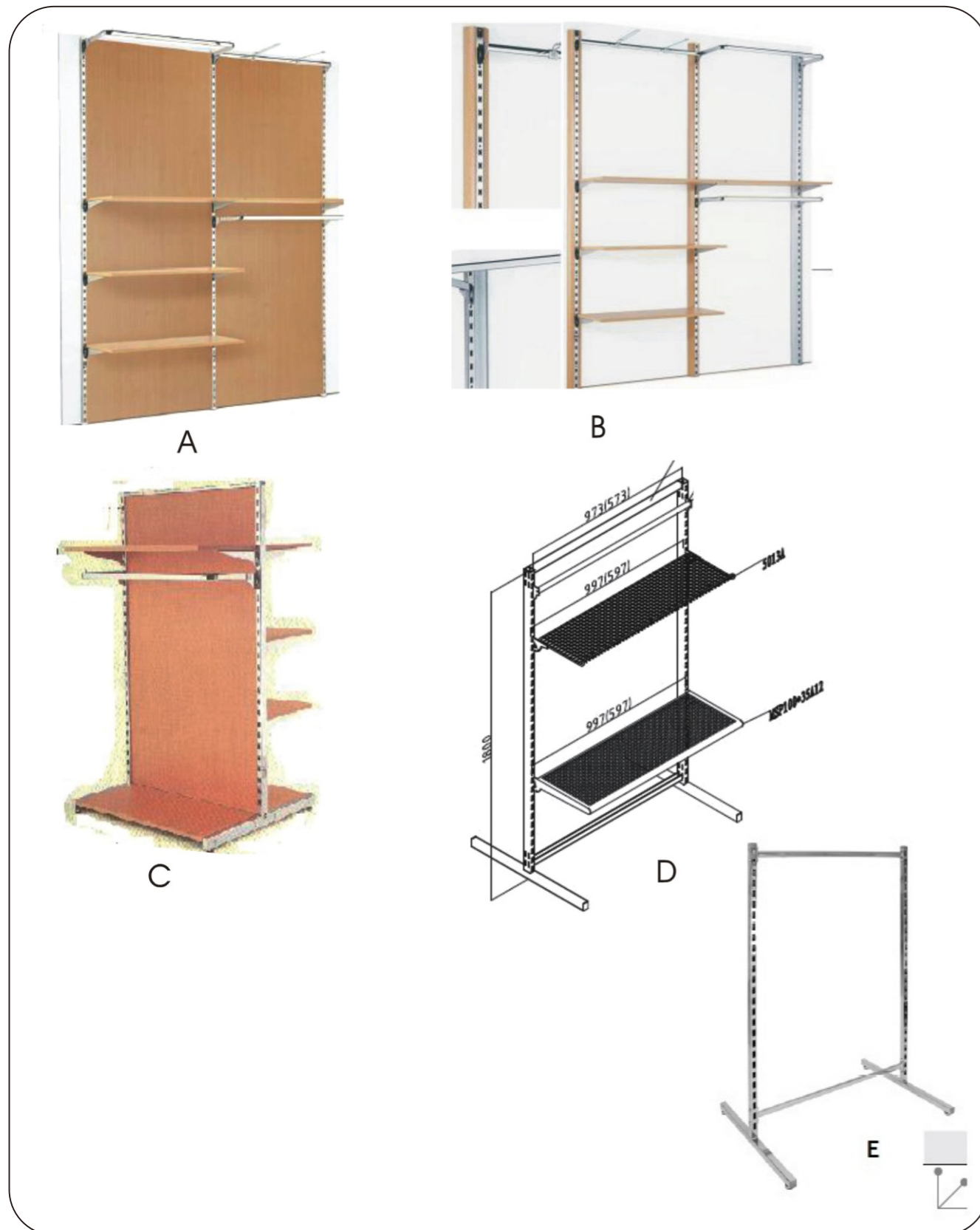


A13-SYSTEM-SS MATERIAL

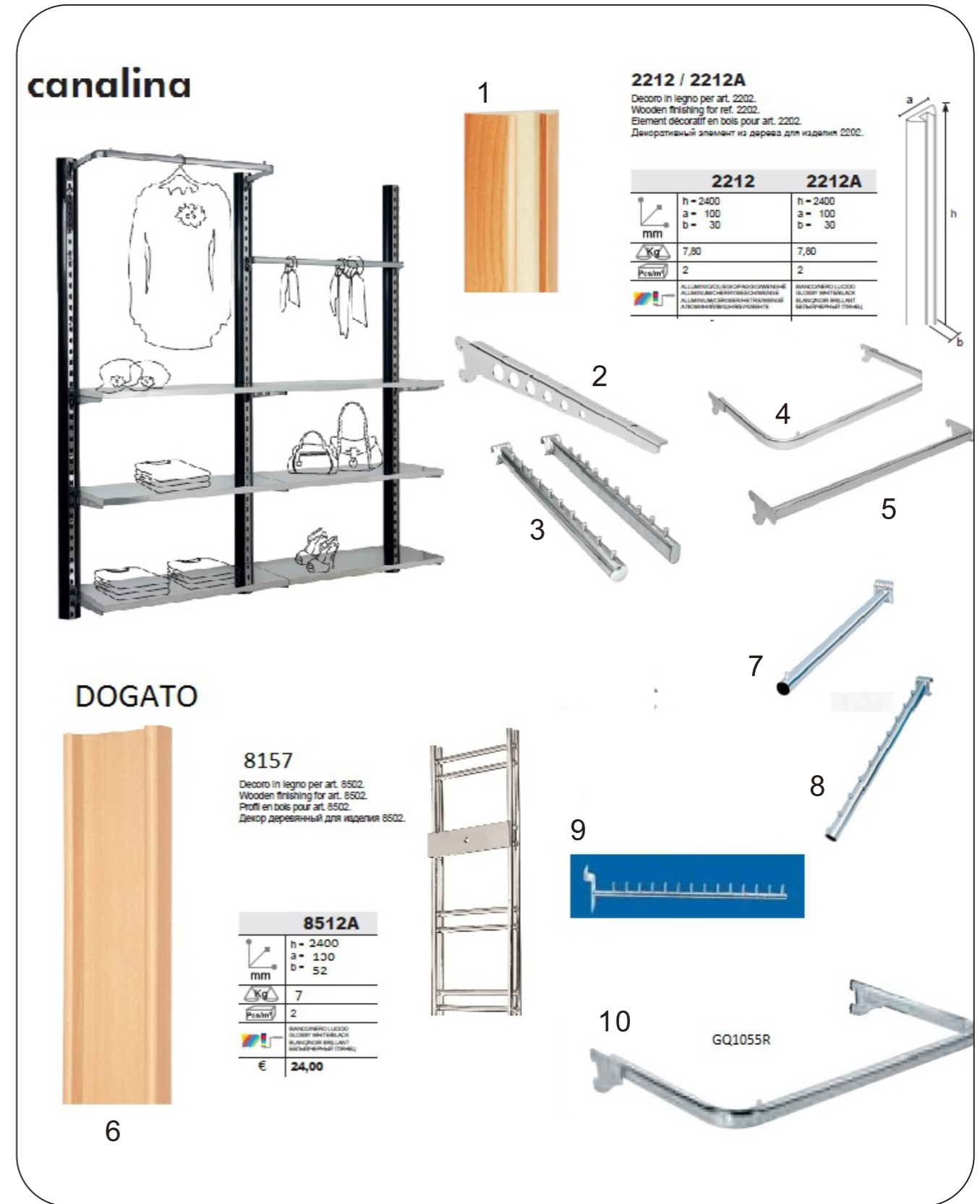




GLOBAL SYSTEM



WOODEN CHANNEL

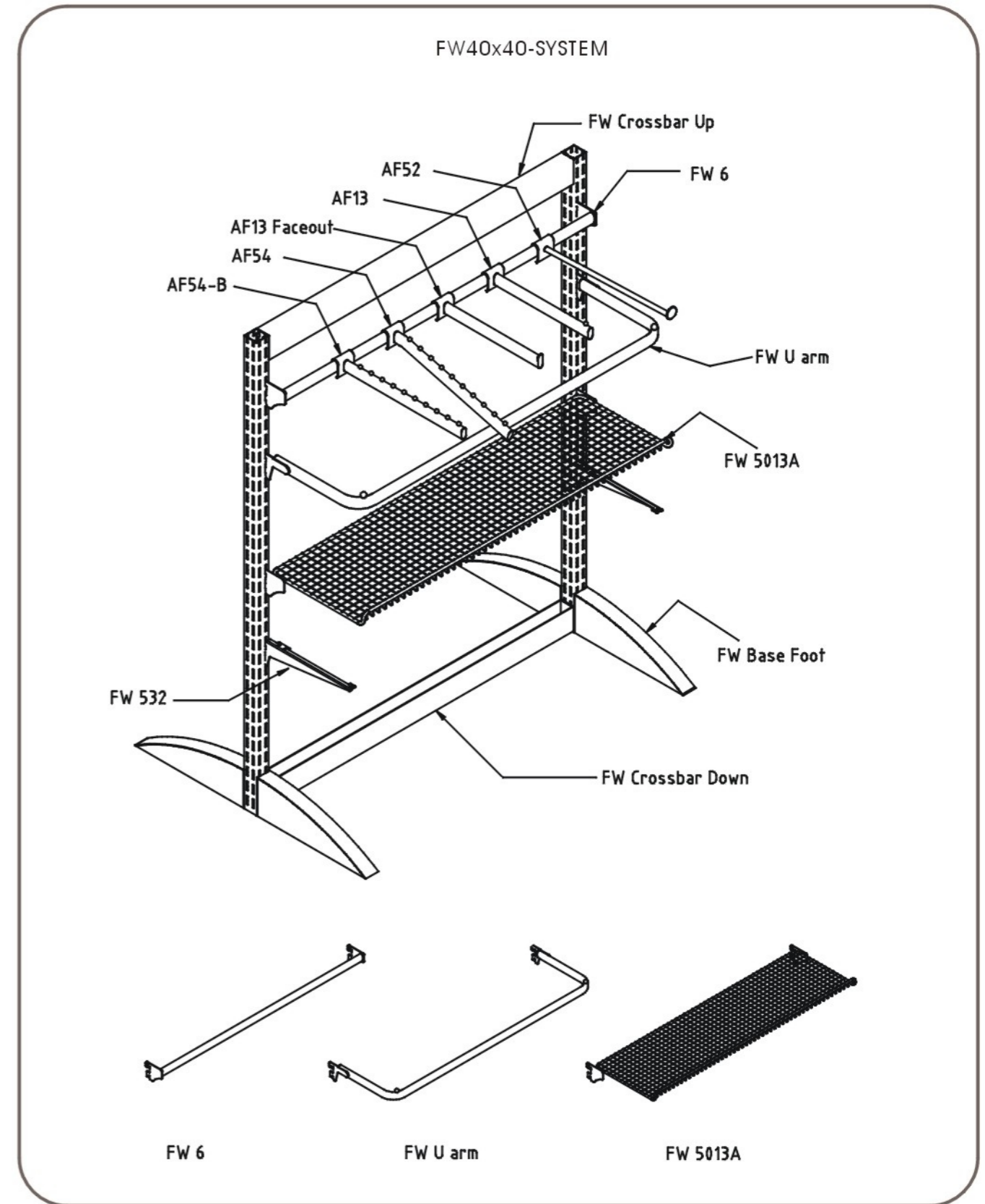




GLOBAL A12 SERIES






FW40X40-SYSTEM

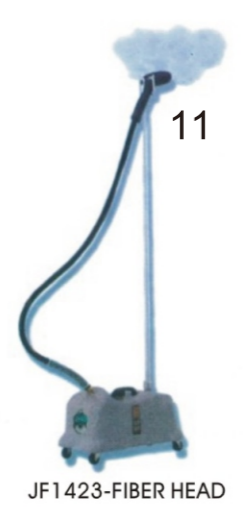
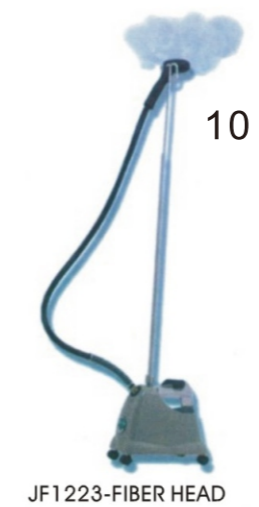





WINDOW DISPLAY SYSTEM



STEAM IRON AND FOAM HANGER



steam Iron-jiffy



DUST BIN




CLEANING ITEMS






SLATBOARD




SLATBOARD AND ACCESSORIES





SLATBOARD AND ACCESSORIES




519
SIZE: 400



SM554
SIZE: 450



SM207B
SIZE: 400 350



521
SIZE: 350 400



VD161B
SIZE: 450



SMA32
SIZE: 350 400




SU3032
SIZE: 400



GQ1244
SIZE: 300 400



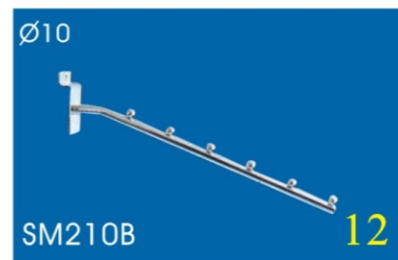
SM556
SIZE: 400




HSW
SIZE: 100 150 200 250 300 350




SM412
SIZE: 100 150 200 250 300 350



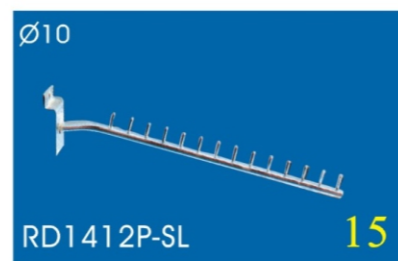
SM210B
SIZE: 300 350



497
SIZE: 310 400




RD1412P-ST
SIZE: 350



RD1412P-SL
SIZE: 350



SLATBOARD AND ACCESSORIES




HH01



GQ1242



VD14-1B
SIZE:350mm




CC767-3



SD12-1B
SIZE:300 350 400mm




SHWPH
SIZE:150 200 250 300mm



TYPE16



SUCKER



GQ052-ZIG SW 1MTR



SDHGLS



U ARM
SIZE:600 900 1200 mm




TYPE1 WOOD
SIZE:200 250 300 350 mm



U HOOK
SIZE:150 200 250 300mm




SWTP23
THREE STEP ARM
SIZE:300mm




TYPE69




K46




VD16-12P ARM OVAL 12PIN
SIZE:300 350 400




NO:GQ1072 ARM



REVOLING TIE
HOLDER




TYPE70




TYPE61
L=400x200mm




TYPE62
L=250x100mm




FOOTBALL HOLDER
NO:GQ1078



SHOE HOLDER




TYPE67
L=370x150mm




TYPE63
L=100-150mm




TYPE64
L=305x150mm




SHOE HOLDER
SIZE:60 100
NO:SM60, 100 SW




HAT HOLDER
NO:HT01



TYPE68



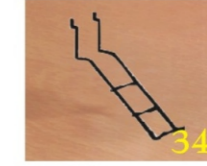
TYPE65
CLEAR GLASS HOLDER



TYPE66
L=305x150mm



BUST HOLDER



SMK48



SLATWALL BASKET AND SHELF

popbox
"point of purchase made easy"
elegant design to suit retail applications
slathook ensures fitting to existing store fixtures
4 sizes to suit all needs

cratebox
"solid base prevents products falling through"
crate design allows maximum product exposure
super tough UV fade - resistant polypropylene

shelfbox
"slathook serves as a hanglock"
sturdy slathook doubles as a shelf hanglock
convenient label holder
optional dividers provide extra flexibility D 02-D-CL

"super tough small parts storage solution"
slathook ensures fitting to existing store fixtures
convenient label holder
optional dividers provide extra flexibility A 02-A-CL C 02-C-CL

1
2
3
4
5
6
7
8
9
10
11
12
13
14

BT-12S
BT-14S
BT-16S
BT-18S
BT-20S
GLASS SHELF
WSHELF100X40
SM100SW

Slotted Wall Slatgrid Pegboard Square Grid Slot Shelf

Item No.: BKT-14
Size: W12"xH8"xD12"
Mtl: Metal
Finish: Chrome / Black / White

详细图转第二页



GRIDS & ACCESSORIES

SRG96301 GRILL 6X3 WHITE
GQ1001 GRILL 6X3 CHROME

GQ1002- 6X2 CHROME
SRG96201 6X2 WHITE.

1
2
3
4
5
6
7
8

GQ1092
SRB9002

GQ1043C,
2xFW 40x40 tube + 1xGrill Wall 6'x3' =====> FW Grill System